

COMMISSION ON ELECTIONS
Election and Barangay Affairs Department
Intramuros, Manila

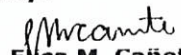
DATA ON THE TOTAL NUMBER OF BARANGAYS, ESTABLISHED & CLUSTERED/GROUPED PRECINCTS,
REGISTERED VOTERS, VOTING CENTERS, ACCESSIBLE POLLING PLACES AND DETAINEE VOTERS
November 16, 2015 ERB Hearing
May 09, 2016 AUTOMATED NATIONAL, LOCAL AND ARMM ELECTIONS

REGIONAL SUMMARY


REGION / PROVINCE	Total No. of Provinces	Total No. Of Cities	Total No. Of Mun.	Total No. Of Brgys.	Total Number of						
					Established Precincts	Clustered / Grouped Prec.	Registered Voters	Voting Centers	APP		Detainee Voters in DSPP
									Precincts	Voters	
PHILIPPINES	81	144	1,490	42,036	369,133	92,509	54,363,329	36,788	6,297	209,079	62,165
NCR		16	1	1,706	43,343	9,271	6,253,249	729	1,165	26,557	7,912
CAR	6	2	75	1,176	6,361	1,983	906,162	1,365	9	44	365
REGION I	4	9	116	3,265	20,169	5,376	2,950,775	2,556	0	0	1,579
REGION II	5	4	89	2,311	13,266	3,594	1,920,952	2,099	435	10,999	1,344
REGION III	7	14	116	3,102	41,309	9,511	6,055,869	2,824	112	2,317	6,278
REGION IV	10	20	195	5,477	62,950	14,906	9,208,604	4,745	1,292	72,151	14,967
Region IV-A (CALABARZON)	5	18	124	4,018	51,747	12,074	7,619,278	3,214	1,122	69,060	13,113
Region IV-B (MIMAROPA)	5	2	71	1,459	11,203	2,832	1,589,326	1,531	170	3,091	1,854
REGION V	6	7	107	3,471	20,550	5,695	3,121,661	3,065	123	2,653	2,316
REGION VI	6	16	117	4,051	28,430	7,658	4,242,153	3,553	537	7,660	4,971
REGION VII	4	16	116	3,003	28,159	7,048	4,375,756	2,915	852	29,197	7,468
REGION VIII	6	7	136	4,390	18,634	5,754	2,698,883	3,773	555	10,349	1,946
REGION IX	3	4	67	1,859	13,150	3,410	1,931,795	1,842	268	8,421	3,185
REGION X	5	9	84	2,022	16,951	4,341	2,541,331	1,933	136	9,612	3,361
REGION XI	5	6	43	1,162	18,646	4,108	2,659,704	1,442	256	8,172	3,228
REGION XII	4	4	45	1,158	14,774	3,438	2,086,112	1,383	45	243	1,680
CARAGA	5	6	67	1,311	10,278	2,669	1,547,093	1,331	355	6,974	1,201
ARMM	5	2	116	2,490	10,951	3,478	1,691,250	1,162	95	5,568	157
Cotabato City		1		37	748	153	103,530	33	0	0	207
Isabela City		1		45	464	116	68,450	38	62	8,162	0

as of December 16, 2015


Prepared by:


Elisa M. Cañete
Election Precincts Analyst II
Precincts and Voting Centers Division

Checked by:


Atty. Jennifer D. Felipe
Attorney V
Precincts and Voting Centers Division

Verified by:


Atty. Judy L. Lorenzo
Attorney VI
Precincts and Voting Centers Division

Reviewed by:


Atty. Divina E. Blas-Perez
Director III
Election and Barangay Affairs Department

Noted by:


Atty. Teopisto E. Elnas, Jr.
Director IV
Election and Barangay Affairs Department